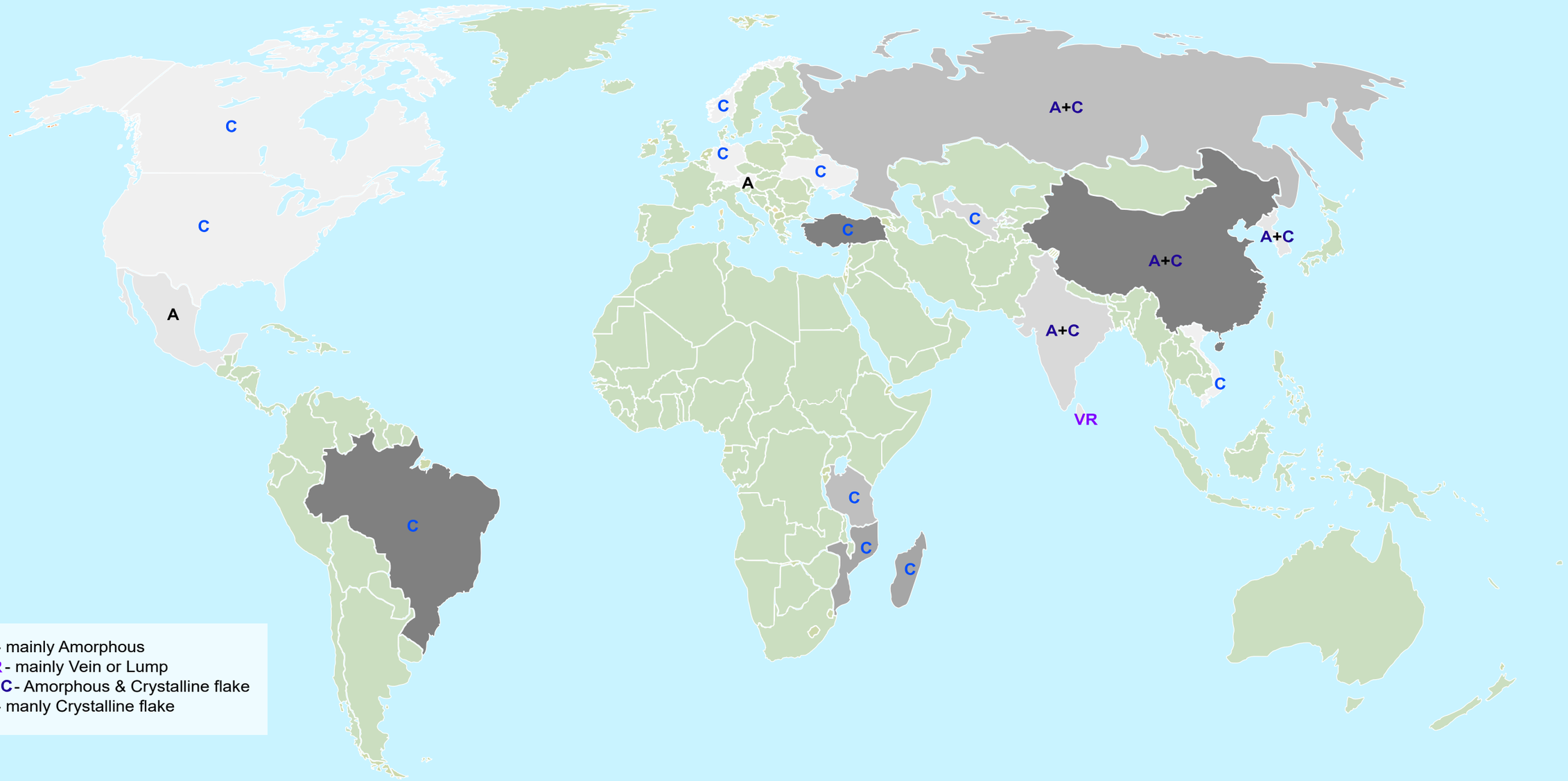

A - mainly Amorphous
VR - mainly Vein or Lump
A+C - Amorphous & Crystalline flake
C - manly Crystalline flake

Graphite reserves, tons:

- above 50 000 000
- 25 000 000 - 50 000 000
- 10 000 000 - 25 000 000
- 5 000 000 - 10 000 000
- 1 500 000 - 5 000 000
- less 1 500 000 or unknown

Source: U.S. Geological Survey, Mineral Commodity Summaries, January 2023.

Global graphite reserves by country, tons (%):

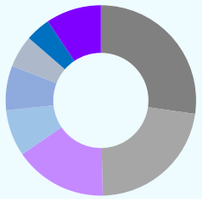

- Turkey 90,000,000 (27.3)
- Brazil 74,000,000 (22.4)
- China 52,000,000 (15.8)
- Madagascar 26,000,000 (7.9)
- Mozambique 25,000,000 (7.6)
- Tanzania 18,000,000 (5.4)
- Russia 14,000,000 (4.2)
- Rest of the world 31,000,000 (9.4)

World total: 330,000,000 (100)

Source: U.S. Geological Survey, Mineral Commodity Summaries, January 2023.

Top graphite producing countries, tons (%):

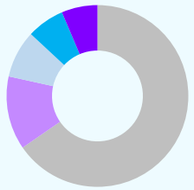

- China 850,000 (65.4)
- Mozambique 170,000 (13.1)
- Madagascar 110,000 (8.5)
- Brazil 87,000 (6.7)
- Rest of the world 83,000 (6.3)

World total: 1,300,000 (100)

Source: U.S. Geological Survey, Mineral Commodity Summaries, January 2023.

www. aenert.com

Sources:
U.S. Geological Survey; Wikipedia et al.
Updated: September 2023